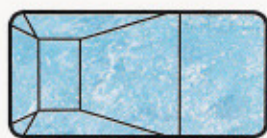


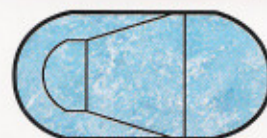
Grecian



Rectangle

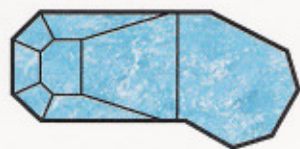


Roman End

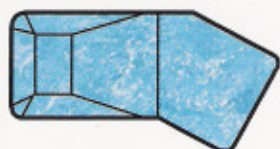


Oval

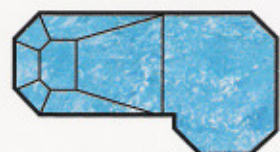
Owning a Signature Pool™ ensures you and your family the highest standards are used to produce a quality swimming pool that will bring years of fun and fitness to your lifestyle.



Grecian Lazy-L



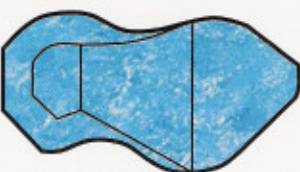
Lazy L



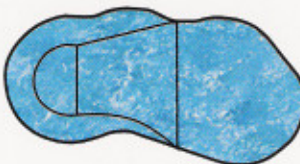
Grecian True-L



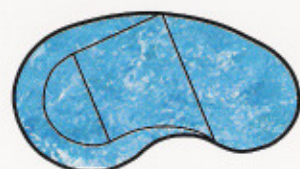
True L



Custom



Imagined



Kidney

# Design Structure

Protective Zinc Coating  
14-Gauge Galvanized Steel  
Steel A-Frame Bracing Support  
Deck Bracing & Specialized Supports  
Special Mounting Bracket for Skimmers  
Standard & Custom Shapes & Sizes  
Various Selection of Liner Patterns

Safety items, including pool safety, no diving and caution signs, should be properly installed and/or displayed for the safety of all pool users. We strongly recommend pool owners to request additional safety related publications from the Association of Pool and Spa Professionals (APSP), including: "The Sensible Way To Enjoy Your Pool", "Children Aren't Waterproof," and "Pool and Spa Emergency Procedures for Infants and Children." These APSP publications can be ordered from the APSP by calling or writing them at APSP, 2111 Eisenhower Avenue, Alexandria, VA 22314, (703) 838-0083, or by visiting the APSP consumer website at [www.theapsp.org](http://www.theapsp.org). Any use of slides, diving boards or any other features or equipment must be in strict compliance with the respective manufacturer's specifications, current Association of Pool and Spa Professionals (APSP) / American National Standards Institute (ANSI) standards, as well as local building codes and regulations.

Keep a first aid kit and life saving equipment in close proximity to your pool. Do not allow unsafe or risky behavior in or around the pool. We encourage you to always enter any body of water feet first and maintain constant adult supervision when children are in or near any body of water. Install fences, barriers and pool covers to prevent unsupervised access, especially by young children. Inspect your pool, barriers, alarms and other related equipment on a regular basis to ensure that they are in good working order and that they are safe. Maintenance and safety manuals contain detailed tips and recommendations and should be read, followed and applied on a regular basis.

Your Signature Pools™ dealer/builder/contractor is an independent business person and not an agent or employee of SCP Pool Corporation or any of its subsidiaries. Neither SCP Pool Corporation nor its subsidiaries accept any responsibility for any representations, statements or contracts made by any dealer/builder/contractor. The products featured in this brochure are produced by several manufacturers, who stand behind their products as stated in their respective written warranties in conformance with industry standards. Neither SCP Pool Corporation nor any of its subsidiaries make any additional warranties or accept any responsibility beyond the scope of such written warranties. Some features/equipment not available in all areas.

Note: In some photographs, the safety line rope and floats have been removed from the pool for photographic purposes. The safety line should be permanently attached at all times. We also urge you to use handrails and grabrails in accordance with APSP/ANSI standards. Check local building codes regarding any specific rules and regulations that apply to pool ownership.